

Postcard templates

Quick Tips

- ✓ Make sure all free google fonts are downloaded on your computer
- ✓ Only use preset type styles (see paragraph and character styles)
- ✓ Remember to update location names and times
- ✓ Print at 100% scale
- ✓ Only use preset color styles (see color palette)
- ✓ Add your logo to the 'logo' layer

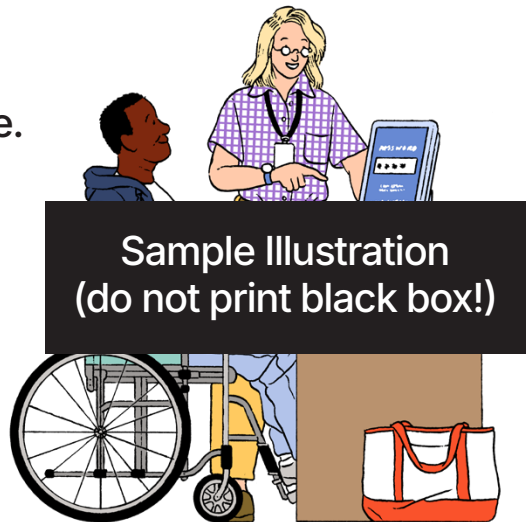
How to protect your passwords

Staying safe online starts with good digital habits. Here is how to keep your devices and information secure.

Use strong, unique passwords for each of your accounts. Different passwords mean that if someone gets into one of your accounts, they cannot use that stolen password to access your other accounts.

add your
logo here

**Neighborhood
Tech Help**








Interested in learning more ways to stay safe online?


Highly trained members of your community are eager to assist you with any tech issue on your phone, computer, or tablet—always respecting and protecting your privacy.


Drop by your local Neighborhood Tech Help site for free one-on-one support.

 **Placeholder Location Name**
Mondays from 10am–8pm

 **Placeholder Location Name**
Mondays from 10am–8pm

 **Placeholder Location Name**
Mondays from 10am–8pm

 **Placeholder Location Name**
Mondays from 10am–8pm

 **Placeholder Location Name**
Mondays from 10am–8pm

Stamp
(do not print
black box!)

Mailing info
(do not print black box!)

How to avoid scams online

Think carefully about what you're clicking on, and take steps to protect your personal information.

Don't click on ads or emails that promise free money, prizes, or discounts. If it seems too good to be true, it probably is! Banks and utilities will never ask for payment or account details through email.

add your
logo here

**Neighborhood
Tech Help**

Illustration here
(do not print black box!)



Interested in learning more ways to stay safe online?

Highly trained members of your community are eager to assist you with any tech issue on your phone, computer, or tablet—always respecting and protecting your privacy.

Drop by your local Neighborhood Tech Help site for free one-on-one support.



Placeholder Location Name

Mondays from 10am–8pm



Placeholder Location Name

Mondays from 10am–8pm



Placeholder Location Name

Mondays from 10am–8pm



Placeholder Location Name

Mondays from 10am–8pm



Placeholder Location Name

Mondays from 10am–8pm

Stamp
(do not print
black box!)

Mailing info
(do not print black box!)

Keep your devices up to date

Protect your personal information by regularly updating your devices' software.

Updates improve the security and performance of your device. You can turn on automatic updates so that as soon as an update is available, your device will automatically download and install it.

add your
logo here

**Neighborhood
Tech Help**


Illustration here
(do not print black box!)





Interested in learning more ways to stay safe online?


Highly trained members of your community are eager to assist you with any tech issue on your phone, computer, or tablet—always respecting and protecting your privacy.


Drop by your local Neighborhood Tech Help site for free one-on-one support.

 **Placeholder Location Name**
Mondays from 10am–8pm

 **Placeholder Location Name**
Mondays from 10am–8pm

 **Placeholder Location Name**
Mondays from 10am–8pm

 **Placeholder Location Name**
Mondays from 10am–8pm

 **Placeholder Location Name**
Mondays from 10am–8pm

Stamp
(do not print
black box!)

Mailing info
(do not print black box!)

How to avoid spam

You don't have to deal with spam including unwanted communications like unsolicited calls or messages, robocalls, and fake emails.

Visit donotcall.gov and add your number to the national Do Not Call Registry. If you get unwanted marketing emails, scroll to the bottom and click "Unsubscribe." (It is often hidden using a very small font size.)

add your
logo here

**Neighborhood
Tech Help**


Illustration here
(do not print black box!)





Interested in learning more ways to stay safe online?


Highly trained members of your community are eager to assist you with any tech issue on your phone, computer, or tablet—always respecting and protecting your privacy.


Drop by your local Neighborhood Tech Help site for free one-on-one support.

 **Placeholder Location Name**
Mondays from 10am–8pm

 **Placeholder Location Name**
Mondays from 10am–8pm

 **Placeholder Location Name**
Mondays from 10am–8pm

 **Placeholder Location Name**
Mondays from 10am–8pm

 **Placeholder Location Name**
Mondays from 10am–8pm

Stamp
(do not print
black box!)

Mailing info
(do not print black box!)

What are website cookies?

Website cookies are bits of data websites use to remember what you do online.

When you visit a website for the first time, you may see a message about accepting cookies. You don't have to. Set your preferences in your browser settings to turn off any cookies related to marketing or advertising.

add your
logo here

**Neighborhood
Tech Help**


Illustration here
(do not print black box!)





Interested in learning more ways to stay safe online?


Highly trained members of your community are eager to assist you with any tech issue on your phone, computer, or tablet—always respecting and protecting your privacy.


Drop by your local Neighborhood Tech Help site for free one-on-one support.

 **Placeholder Location Name**
Mondays from 10am–8pm

 **Placeholder Location Name**
Mondays from 10am–8pm

 **Placeholder Location Name**
Mondays from 10am–8pm

 **Placeholder Location Name**
Mondays from 10am–8pm

 **Placeholder Location Name**
Mondays from 10am–8pm

Stamp
(do not print
black box!)

Mailing info
(do not print black box!)